



## DESCRIPTION

The EEL LED Vanity Luminaire is a work of modern art. With its simple lines, brushed nickel accents and sleek opal acrylic lens it creates a no-fuss design and exemplifies contemporary style.

## SPECIFICATION FEATURES

### Construction

An easy installation. Formed fixture pan with access holes to junction box.  
Can be mounted horizontally (as shown) or vertically

### Electrical

Long life LED System complete with electrical driver to deliver the optimal performance. LED's available in a 3000K with a typical CRI: 80. Dimmable. Ambient temperature -40°C to 40°C. Projected life is 50,000 hours.

### Driver and Module Access

Driver and modules can be accessed by removing the back plate.

### Finish

Brushed Nickel

### Shielding

Smooth Opal Lens

### Compliance

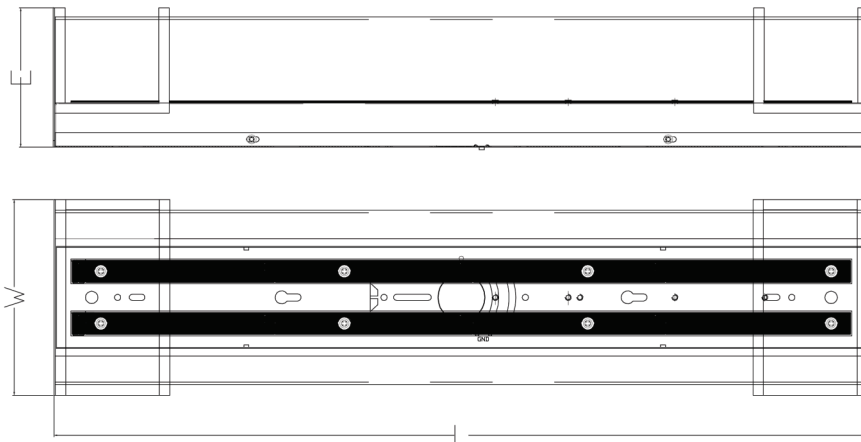
cETLus and Energy Star

### Warranty

5 years



**LED  
VANITY LUMINAIRE**






### VL-T2001-LED

#### Dimensions

mm | 615.95 (L) x 152.4(W) x 107.95(H)  
inch | 24-1/4(L) x 6(W) x 4-1/4(H)

## ORDERING CODE, ENERGY AND PERFORMANCE DATA

	Model No.	Delivered Lumens (lm)	Input Watts (W)	Voltage (V)	Colour Temp. (K)	Efficacy (lm/W)	Certification	Type
	VL-2001-LED Dimmable	2200	26	120	3000K	85	 	Standard

**NOTE:**  
Lumens are Estimated

**OPTIONAL ACCESSORIES:**

ULT - HC419S | On-Off Sensor Control | 120M

**SHIPPING DATA****Model No.**

VL-T2001-LED

**Weight**

2.13kg / 4.7lbs